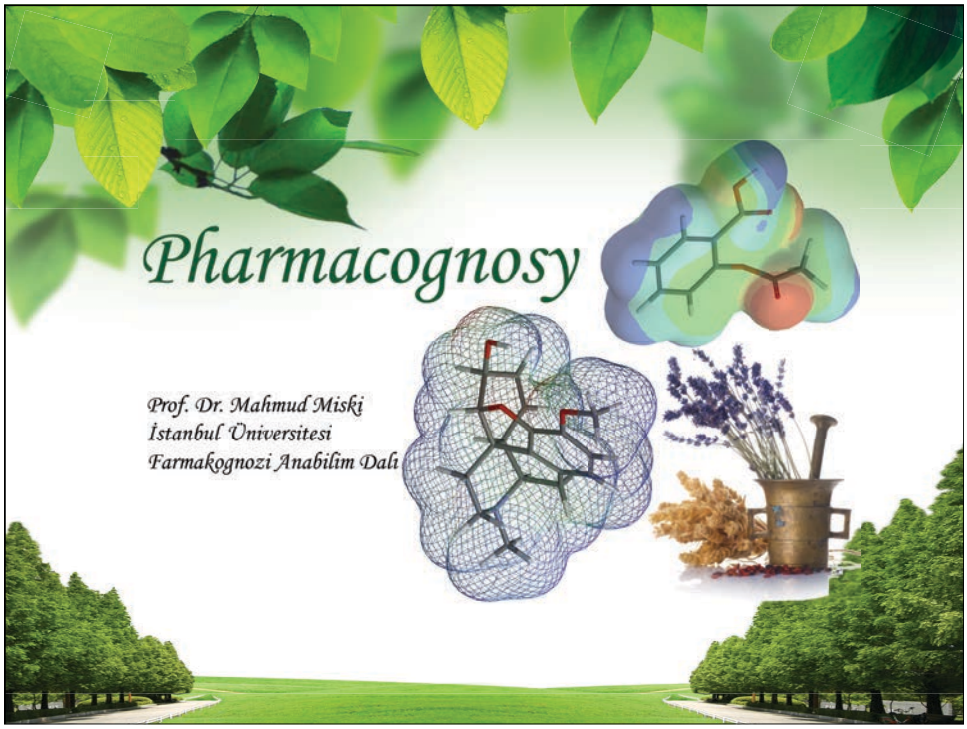

Mısır Çarşısı'nda isyan

Bakanlık'ın, birçok bitkinin aktarlarda satışını yasaklayacağını açıklaması isyan çıkardı

İlker AKGÜNGÖR / VATAN HABER MERKEZİ

Sağlık Bakanlığı'nın, alternatif tıpta kullanılan birçok bitkinin aktarlarda satışını yasaklayacağını açıklaması isyan çıkardı. Aktarlarıyla ünlü tarihi Mısır Çarşısı'ndaki aktarlar, "Tecrübemiz var. Bu zihniyet Lokman Hekim'i de yasaklardı" dedi.

Sağlık Bakanlığı'nın zayıflama, bağışıklık sisteminin kuvvetlendirilmesi, antidepresan ve cinsel fonksiyonlarda etkili birçok bitkiyi, "tıbbi bitki" kapsamına alarak, aktarlarda satılmasını yasaklayacağını açıklaması aktarların başkenti İstanbul Eminönü'ndeki Tarihi Mısır Çarşı'nda tepkiyle karşılandı. Sağlık Bakanlığı draje ve kapsül olarak satılan formlara da kendilerinin ruhsat vereceğini söyledi.

'Lokman Hekim'e de yasak koyarlardı'

35 yıllık aktar Süleyman Daşdan kararı, "Eczacılar sıkışınca alternatif tıbba baskı yapıyorlar. En kral eczacı göstereceğim bitkileri tanımaz ve özelliklerini bilmez. Zaten bilse bu işi bırakırım. Alternatif tıp 1200 yıldır var. Biz usta-çırak ilişkisiyle yetiştik. Eczanelerde benzer doğal ürünleri satıyor. Eczacılar da grip olan hastaya benzer ürünleri verip gönderiyor. Kantaron halk dilinde kılıç otu olarak bilinir. Osmanlı'da savaşlarda yaralanan askerler kantaronla tedavi edilirdi. Kimyasal ilaçlarla ülser, gastrit ve reflünün önüne geçemiyorlar. Ancak özel bir karışım olan kudret narıyla 21 günde bu hastalıkları iyi ediyoruz. Bu zihniyet aktarların atası Lokman Hekim'i de yasaklardı" diyerek değerlendirdi.

'Doktorlar bile bize soruyor'

32 yıldır aktarlık yapan Mahmut Yıldırım ise, şunları söyledi: "Biz bu bitkileri satmazsak halk gidip dağ, tarla ve bahçeden toplayıp kulaktan dolma yöntemlerle bunları kullanacak. Bu daha büyük tehlike doğuracak. İnsanların şifalı bitki kullanmasının önüne geçemezsiniz. Aktarlarda satılan kapsül ve draje ürünler Tarım Bakanlığı'ndan ruhsatlıdır. Çok geniş bitki türünden bahsediliyor. Yakında adaçayı ve ıhlamuru da sattırmayacaklar. Bizdeki birçok bitki ve takviyeyi doktorlar hastalarına yazıyor. Biz karışım ve tavsiye yapmıyoruz. Doktor ve eczacı kadar tecrübemiz var. Bizlere gelip hangi bitki neye yarar diye soran bir çok doktor var."

Aktarlar bundan sonra ne satacak?

Aktarlar Derneği Başkanı Ayhan Ercan, "Sağlık Bakanlığı bitkileri çok geniş kapsamda değerlendirmiş. Aktarlara satacak hiçbir şey kalmıyor. Binlerce makale brokolinin prostata iyi geldiğini yazıyor. Artık manavlar brokoli satmayacak mı? Bu düzenlemeyle aktarların geleceği korkunç olur. AB kültürel meslekleri korurken bizim aktarlara bunu yapmamız çok enteresan. Sağlık Bakanlığı'nın taraf olduğunu ve adil davranmadığını düşünüyorum" diye konuştu.

Prof. Dr. Mahmud Miski

FLORA OF TURKEY _BIODIVERSITY & VALUE

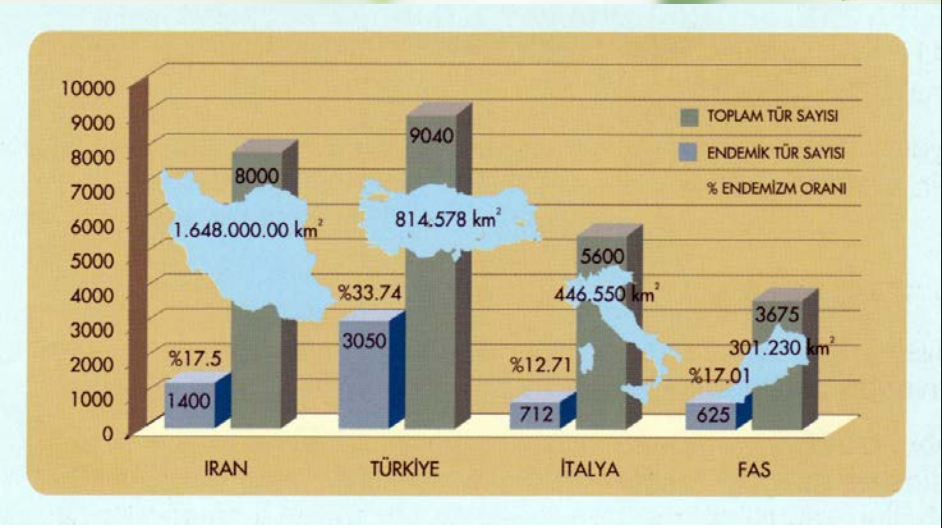

FLORA OF TURKEY _BIODIVERSITY & VALUE

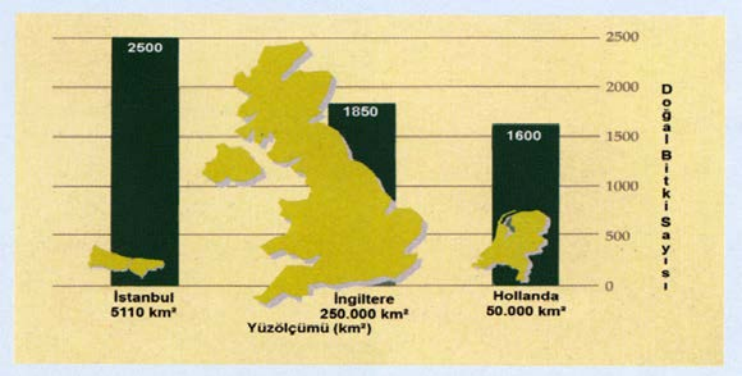

BIODIVERSITY HOTSPOTS



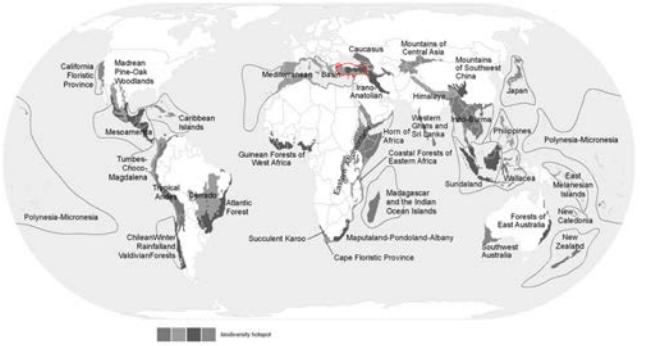

Fig. 1.1 The biodiversity hotspots, Earth's biologically richest and most threatened terrestrial ecosystems. Numbering 35 as of 2011, these include the newly added Forests of East Australia Hotspot

NATURAL RESOURCES OF TURKEY

Table 10.2 Species numbers (total and endemic) of carabid beetles, vascular plants, reptiles and amphibians in hotspot regions of the Palaearctic, arranged after hotspot regions defined by Myers et al. (2000)

		Carabid beetles		Vascular plants		Reptiles		Amphibians	
	Area (10^3 km^2)	Total	Endemic (% of total)	Total	Endemic (% of total)	Total	Endemic (% of total)	Total	Endemic (% of total)
Mediterranean hotspot									
Greece	130.8	714	158 (22.1%)	4,992	419 (8.4%)	64	8 (12.5%)	22	3 (13.6%)
Italy	294.0	1,273	325 (25.5%)	5,598	252 (4.5%)	53	4 (7.5%)	37	11 (29.7%)
Spain	499.5	1,086	320 (29.5%)	5,048	537 (10.6%)	53	7 (13.2%)	33	3 (9.1%)
Turkey	770.8	1,086	318 (29.3%)	8,579	2,675 (31.2%)	130	13 (10.0%)	26	7 (26.9%)
South-east Asian hotspots									
Taiwan	32.3	392	209 (53.3%)	3,526	1,067 (30.3%)	101	19 (18.9%)	35	16 (45.7%)
Nepal	143.2	697	400 (57.4%)	6,973	315 (4.5%)	113	9 (8.0%)	46	10 (21.7%)
Japan	374.7	1,322	879 (66.5%)	5,372	2,000 (37.2%)	97	35 (36.1%)	56	44 (78.6%)
Yunnan	436.2	458	223 (48.7%)	14,038	n.a.	170	6 (3.5%)	119	27 (22.7%)
Sichuan	569.0	844	527 (62.4%)	9,314	1,467 (15.8%)	99	6 (6.1%)	103	32 (31.1%)

MEDICINE MAN





Prof. Dr. Mahmud Miski

PHARMACOGNOSY – 1
LECTURE 1

1. General Information
2. History
3. Pharmacognosy Education in Turkey

Prof. Dr. Mahmud Miski

PHARMACOGNOSY

- Name of our field derived from old Greek Language; **Pharmacognosy**
  - **Pharmacon (Φharmakon)** = Medicine, Poison
  - **Gnosis** = Knowledge
    Simply means "Knowledge of Medicines"
- **Subject of Pharmacognosy is the drugs obtained from plants, animals and other natural sources**
- **Contribution of several scientific fields is needed to study natural drugs;**
  - Botany (vegetable drugs), Zoology (animal drugs), Microbiology (drugs from microbiological sources)
  - Agriculture, Genetics, Enzymology (cultivation of medicinal plants, their stabilization, vb.)
  - Chemistry, Analytical Chemistry, etc. (QC, isolation of active drug substance, structure elucidation and standardization)

PHARMACOGNOSY

- **Drug usage forms;**
  - **Natural state**; certain drugs (i.e., *Althae flos*, *Tilliae flos*) were used as their infusion or decoction, drogların bu kullanılışları nisbeten azalmıştır
  - **Galenik preparatlar halinde**; özellikle birden çok aktif madde taşıyan droglar ve/veya etken maddeleri tamamen karakterize edilmemiş droglar tentür, ekstre, şurup, vb. gibi galenik preparatlar haline getirildikten sonra kullanılır
  - **İlaç ilkel maddelerinin elde edilmesinde**; bu drogların eczacılıkta en çok kullanıldığı şekildir. Kinin, kodein, morfin, papaverin, taxol, rutin, digitalin, antibiyotikler, vb. doğal kaynaklardan saflaştırılarak elde edildikten sonra ilaç ilkel maddeleri olarak kullanılır. Bazen etkiyi arttırmak ya da toksisitesini azaltmak amacıyla bu etkili maddelerin kimyasal reaksiyonlarla türevleri de hazırlanır

ZOOPHARMACOGNOSY



When Butterflies get Bugs:
The ABCs of Lepidopteran Disease

by Sonia Altizer and Jaap de Roode

A healthy Monarch pupa.

Under natural conditions, *Ophryocystis elektroscirrha* rarely kills Monarchs before they turn into free-flying adults. However, captive conditions can result in contamination and a build-up of many parasite spores. When caterpillars ingest large numbers of these spores, they often die as pupas.

Heavily infected adults may become stuck to their chrysalis when they are trying to eclose. In such cases, neither the Monarch nor its parasites will be able to reproduce.

The parasite is spread to the next generation of caterpillars when females scatter parasite spores (shown at 400x magnification) onto their eggs.

17

Asclepias curassavica

Asclepias incarnata

ZOOPHARMACOGNOSY

Red Maned Wolf



Solanum lycocarpum (Solanaceae)

ZOOPHARMACOGNOSY



***Vernonia amygdalina* Del.**

ZOOPHARMACOGNOSY

Natural-Born Doctors

Bees, sheep, and chimps are just a few of the animals known to self-medicate. Can they teach us about maintaining our own health?

By Sabrina Richards | October 23, 2012

0 Comments Like 0 6 Link this Stumble Tweet this

Wikimedia, Randy

Nature can sometimes be brutal, but all animals have evolved strategies to cope. Some of these strategies go well beyond building shelter to weather the storm or forming alliances to provide safety in numbers. Many animals have gone so far as to alter their diets and behavior in ways that protect them from nature's microscopic threats—parasites.

Chimpanzees held captive often succumb to infection by a parasitic worm, which can lead to lethal intestinal blockages or secondary bacterial infections. But chimps in the wild rarely succumb to such infections. More than 30 years ago, Michael Huffman, who studies evolution of social systems at the University of Kyoto, noticed that wild chimps were treating themselves by ingesting foods with special properties that fight intestinal worm infections. Since that time, scientists have identified numerous other species that partake in similar practices, including macaques and sheep. Now, recognition that various insects also self-medicate is enabling scientists to rigorously examine the phenomenon in the laboratory, with hopes of elucidating applications in animal husbandry and even human medicine.

Rough medicine

Huffman first encountered self-medicating chimps in Africa in the 1980s. He recalls watching a sick chimpanzee suck juice from the bitter leaf plant. A traditional healer, Mohamedi Seifu Kalunde, told Huffman that bitter leaf was used medicinally by the local people, the WaTongwe. The plant didn't provide nutrients to the chimpanzee, and is rarely used by healthy chimps, but sick animals are commonly observed ingesting the plant, and their symptoms usually resolve soon after. Huffman's later work identified several compounds in bitter leaf and other medicinal plants used by the chimps with activity against parasitic nematode infections.

Self-Medicating Animals

From insects to mammals, the animal kingdom sometimes cures its own ills.

By Sabrina Richards | October 23, 2012

0 Comments Like 0 2 Link this Stumble Tweet this

Self-Medicating Animals Image Gallery

Woolly Bear Caterpillars

Michael Singer at Wesleyan University discovered that, when healthy, tiger moth larvae, also known as woolly bear caterpillars, focus their diet on nutrient-rich food, but switch to eating plants with high levels of toxic substances when infected with parasites. The basis for this preference, Singer learned, has to do with taste. Parasitic infection by tachinid flies, for example, increases the fring rate of caterpillar taste

SHANIDAR CAVE – N. IRAQ
Prof. Dr. Mahmud Miski

SHANIDAR CAVE – N. IRAQ
Althea rosea Cav.
Achillea milleifolium L.
Centaurea solstitialis L.
Ephedra altissima Desf.
Senecio vulgaris L.
Prof. Dr. Mahmud Miski

News

Neanderthals Knew of Plants' Healing Qualities

Mon, 08/20/2012 - 4:37pm
Univ. of York
Get daily news for chromatography professionals - Sign up now!

An international team of researchers, led by the Universitat Autònoma de Barcelona and the Univ. of York, has provided the first molecular evidence that Neanderthals not only ate a range of cooked plant foods, but also understood its nutritional and medicinal qualities.

USE OF MEDICINAL PLANTS IN SUMERIAN MEDICINE

USE OF MEDICINAL PLANTS IN SUMERIAN MEDICINE

First Prescription: 2400 B.C.
Discovered during the excavations at Nippur in IRAQ

MEDICINAL PLANTS IN CHINA

Emperor Shen Nung (ca. 2000 B.C.) had personally investigated hundreds of medicinal plants for their medicinal efficacies, he had written the first Pen T'sao that has information about 365 medicinal plants.

Medicinal Plant Use in INDIA



- Ayurveda = Knowledge of Life
- Ayurveda is the major medical teaching in South Asia, especially in India
- The book of Atharva Veda, written in 1500 B.C. desribes medicinal properties of 125 plants

ANCIENT EGYPT – EBERS PAPYRUS



- 1500 B.C.
- Contain information for 800 prescriptions
- These prescriptions describes ca. 700 plant, animal and mineral drugs

VI. MITHRADATES EUPATOR

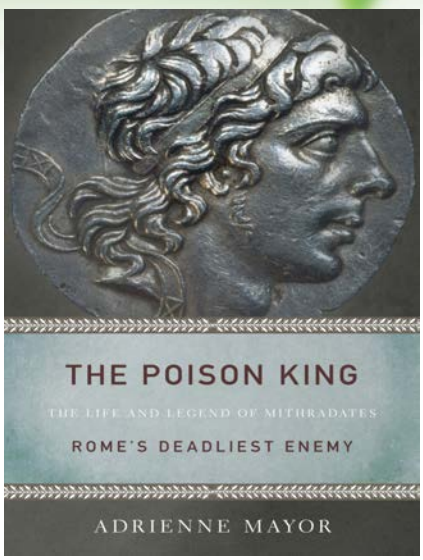

- 135-63 B.C.
- Mithridatic Wars
- Mithridatum (Theriac)

VI. Mithradates & Krateuas

Pedanius Dioscorides

ANAZARBA (ANAVARZA)

Pedanius Dioscorides

Pedanius Dioscorides

Dioscorides and De Materia Medica

- De Materia Medica was written between 50-70 A.D.
- Dioscorides had published five-book study in Greek, which was described by him as "On the preparation, properties and testing of drugs."
- De Materia Medica, in addition to the many animal and mineral drugs, provides information about 500 medicinal plants
- The oldest known copy of De Materia Medica is preserved in the Austrian National Library in Vienna and known as "Codex Vindobonensis."

Dioscorides and De Materia Medica



- Dioscorides had described all known drugs of his time, their classification, uses (based on his observations), properties and testing.
- "De Materia Medica" was the only major source of drugs during the next 16 centuries in Europe and Middle East.
- Dioscorides' influence on the pharmaceutical and medical sciences have been a subject of books almost 2000 years after his times.

The Birth of Pharmacy Profession



THE FIRST APOTHECARY SHOPS

At the end of 8th Century, Arab's separated pharmacy profession from physician practices, the first Pharmacy stores were established in Baghdad. This new profession was introduced by Arab's to the countries of North Africa, Spain and spread into Europe by the way of France.

İbn-i Baytar



- He was born at the end of 12th Century in Malaga, Spain (Andalusia).
- Traveled through N. African Countries, Syria, Anatolia, Greece and Italy and investigated medicinal plants of these countries
- His book "Müfredat-ı İbn-i Baytar" became "Pharmacopeia" of his age with information about 1800 plant, animal and mineral drugs.
- It was used as a source of drug information in European Universities for 400 years

Digitalis ve Dr. William Withering



- In 1775, Physician-Botanist William Withering had identified *Digitalis purpurea* as the medicinal plant responsible for the treatment of dropsy using microscopic identification techniques.
- Microscopic identification of the plant drug material was established by Dr. Withering's aforementioned discovery
- In 1997, source of the poisoning incident in the mixture of 14 plant material was resolved using the same technique as *Digitalis lanata* which was mistakenly added to this mixture as Plantago lanceolata (i.e., Plantain).

Friederich Sertürner _ Morfin

- In 1805, **F.W.A. Sertürner** isolated morphine from "Opium" and had proven that morphine was responsible for the painkiller and sleep inducing activity of opium.
- Due to the alkaline nature of morphine similar natural compounds were named as **alkaloid**.
- Sertürner's discovery of morphine had initiated the age of isolation of active drug substances from natural sources.

Pelletier ve Caventou _ Kinin

- **Following Sertürner's discovery two French pharmacists; Pelletier and Caventou had discovered several alkaloids**
  - **Isolated emetin from** *Ipecacuanhae radix* **in 1805**
  - **Isolated strychnine and brucine from** *Strychnos nux-vomica* **seeds in 1818**
  - **Isolated quinine from** *Cinchona* **bark and initiated large scale production**

Standardization of Vegetable Drug Preparations



- Despite the skillful processing of pharmacists, two batches of vegetable drug preparations had rarely show same activity and strength.
- In 1879 **Dr. Albert B. Lyons**, a chemist working for the Parke, Davis & Co., was able to resove this problem by quantifying the active components (alkaloids, etc.) of preparations using the assays he has developed and then adjusting their amount in each batch to ensure equivalent strenght and activity.
- The first preparation standardized by thisprocedure was **"*Liquor Ergotae Purificatus.*"**

PHARMACOGNOSY EDUCATION IN TURKEY

- The pharmacognosy education in Turkey had started with the establishment of "Eczacılık Mektebi (Pharmacy School)" in 1909.
- First lecturers of this course were A. Vefik Ulaçay ve M. Nevzat Pısak.
- Dr. Akif Aykut was appointed in 1913 to teach pharmacognosy and he taught this course until 1937.
- Naşit Baylav taught the course between 1937-1940.
- Ord. Prof. Dr. Alfred Heilbronn was the pharmacognosy lecturer between 1940 – 1945.

PHARMACOGNOSY EDUCATION IN TURKEY

- **Dr. Sarım Çelebioğlu** who was the first Turkish pharmacist that received Ph.D. degree in 1945 (Berlin).
- He became the director of Pharmacognosy Department.
- Prof. Dr. Sarım Çelebioğlu had written the first Turkish textbook of Pharmacognosy.
- After Prof. Dr. Çelebioğlu, **Prof. Dr. Turhan Baytop** became the directore of Pharmacognosy Department in 1969 and remained as the director until 1987.
- Prof. Dr. Baytop had written several textbooks of pharmacognosy as well as published an important source book of this field called “Türkiye’de Bitkilerle Tedavi.”